

2025

WESTCHESTER COUNTY SPECIAL DISTRICT BUDGET PROPOSED (Tables)

An aerial photograph of Westchester County, New York, showing a dense urban area with various buildings, including a prominent brown cylindrical building, a tall grey skyscraper, and a yellow building with a steeple. The image is used as a background for the document cover.

Westchester
County

George Latimer
Westchester County Executive

SPECIAL DISTRICTS TAX LEVY SUMMARY

<u>District</u>	<u>2023 Tax Levy</u>	<u>2024 Tax Levy</u>	<u>2025 Tax Levy</u>	<u>Dollar Change</u>	<u>Percent Change</u>
Blind Brook	8,554,556	9,631,324	11,248,615	1,617,291	16.8%
Bronx Valley	26,803,145	28,891,517	32,502,913	3,611,396	12.5%
Central Yonkers	1,917,576	2,070,617	2,330,942	260,325	12.6%
Hutchinson Valley	7,749,390	8,377,068	9,975,015	1,597,947	19.1%
Mamaroneck Valley	18,745,710	20,485,179	22,467,931	1,982,752	9.7%
New Rochelle	17,436,235	18,601,335	20,130,744	1,529,409	8.2%
North Yonkers	5,468,048	5,844,511	6,456,816	612,305	10.5%
Saw Mill	16,784,782	18,073,494	20,155,623	2,082,129	11.5%
South Yonkers	2,224,403	2,415,774	2,725,017	309,243	12.8%
Upper Bronx	1,522,007	1,650,020	1,925,508	275,488	16.7%
Ossining	4,258,508	4,806,002	5,372,604	566,602	11.8%
Peekskill	5,569,303	5,979,689	6,711,096	731,407	12.2%
Port Chester	3,464,002	3,738,104	3,880,307	142,203	3.8%
Water District #1	4,098,623	4,698,623	4,698,623	-	0.0%
Refuse Disposal District #1	57,366,532	61,085,163	62,716,478	1,631,315	2.7%
TOTAL	181,962,820	196,348,420	213,298,232	16,949,812	8.6%

Environmental Facilities (60ENV)

- ✓ Completed construction of Biological Nutrient (Nitrogen) Removal (BNR) facilities at the New Rochelle water resource recovery facility and at the Mamaroneck water resource recovery facilities where we are meeting permit limits for total nitrogen.

SHARE DISTRICT PERCENTAGES:

The net Department of Environmental Facilities budget is expensed to each district based on a formula that is based on full value of real estate. The following percentages apply:

	2024
Blind Brook	7.84%
Bronx Valley	26.28%
Central Yonkers	1.76%
Hutchinson Valley	7.84%
Mamaroneck Valley	15.41%
New Rochelle	8.35 %
North Yonkers	4.71%
Saw Mill	14.64%
South Yonkers	2.21%
Upper Bronx	1.56%
Ossining	3.05%
Peekskill	4.36%
Port Chester	1.98%
Total	100%

SERVICE INDICATORS:

	2023 Actual	2024 Estimated	2025 Planned
Volume of Potable Water			
Furnished (in billion gals.)	7.5	10	10
Volume of Sewage treated (in billion gals.)			
	49.5	50	50
Number of Industries surveyed for Content of Waste Discharges			
	50	50	50
Number of Industries sampled on a regular basis			
	40	40	40
Income from Pre-treatment Sampling			
	\$68,059	\$75,000	\$120,000
Income from Waste Discharge Permits			
	\$1,341,950	\$1,250,000	\$1,250,000
Number of Sewage Connection Applications Approved:			
Completed connections	20	20	20
Pending connections	20	20	20
Miles of Trunk Sewers Maintained			
	194	194	194

Environmental Facilities (60REFUSE)

new bins and accepting items that were previously disposed of as waste, including a variety of textiles (clothes, shoes, towels, area rugs, and more) in any condition (torn, worn, stained, broken zippers, etc.) as long as they are clean, dry, and odorless. In March 2024, DEF began curbside collection of residential textiles under the County's expanded Textile Recycling Program. Fourteen municipalities are currently participating in the program. During the first half of 2024, the program collected nearly 28,000 lbs. of textiles.

During the first half of 2024, DEF hosted five compost giveaways at various locations throughout Westchester County, to bring awareness to food scrap recycling and promote CompostED, the County's small-scale compost and education site. These events marked the first County compost giveaways ever. Across all five events, 988 compost bags were distributed to 490 residents equalling approximately 4,940 gallons of compost. The compost provided at the events was prepared at the CompostED facility. DEF is scheduling several more compost giveaways for the latter half of 2024.

PROGRAM AREA AND SERVICES:

- ✓ Solid Waste Management Programs.
- ✓ Recycling Programs - Electronics, Metal, Tires, Household Hazardous Chemicals, Organic Yard Waste, Food Scraps, Lithium-Ion Batteries.
- ✓ Special Waste Handling Programs- Household Hazardous Chemicals, Paint, Textiles.
- ✓ Unused or Expired Medications collection.
- ✓ Public Information/Community Relations.

DEPARTMENT INITIATIVES:

ON-GOING

- ✓ Organic Yard Waste Transfer Program.

- ✓ Sale of recycled material.
- ✓ E-Waste Collection Program.
- ✓ Mobile Shredder Program to help protect against identity theft.
- ✓ Medication Take-Back Program to prevent unused or expired pharmaceuticals from entering the water supply.
- ✓ Source Separation Law enforcement.
- ✓ Operation of Household Materials Recovery Facility and Household Recycling Day events for "hard-to-dispose-of" household waste.
- ✓ Solid Waste Management Plan.
- ✓ Maintenance of Closed Landfills.
- ✓ Food Scrap Recycling.
- ✓ Textile Recycling
- ✓ Recycling and Educational Tours and Outreach
- ✓ Management of Stormwater and leachate at landfills, transfer stations, and recycling facilities

DEPARTMENT ACCOMPLISHMENTS:

ON-GOING

- ✓ Exceeding State goals for Recycled Material.
- ✓ Reducing waste generated.

SERVICE INDICATORS:

	2023 Actual	2024 Estimated	2025 Planned
Tons of District Member Refuse Received at Charles Point Facility	355,553	358,000	360,000
Tons of Recyclables to MRF	65,929	70,000	68,000
Tons of Organic Yard Waste	94,110	100,000	125,000

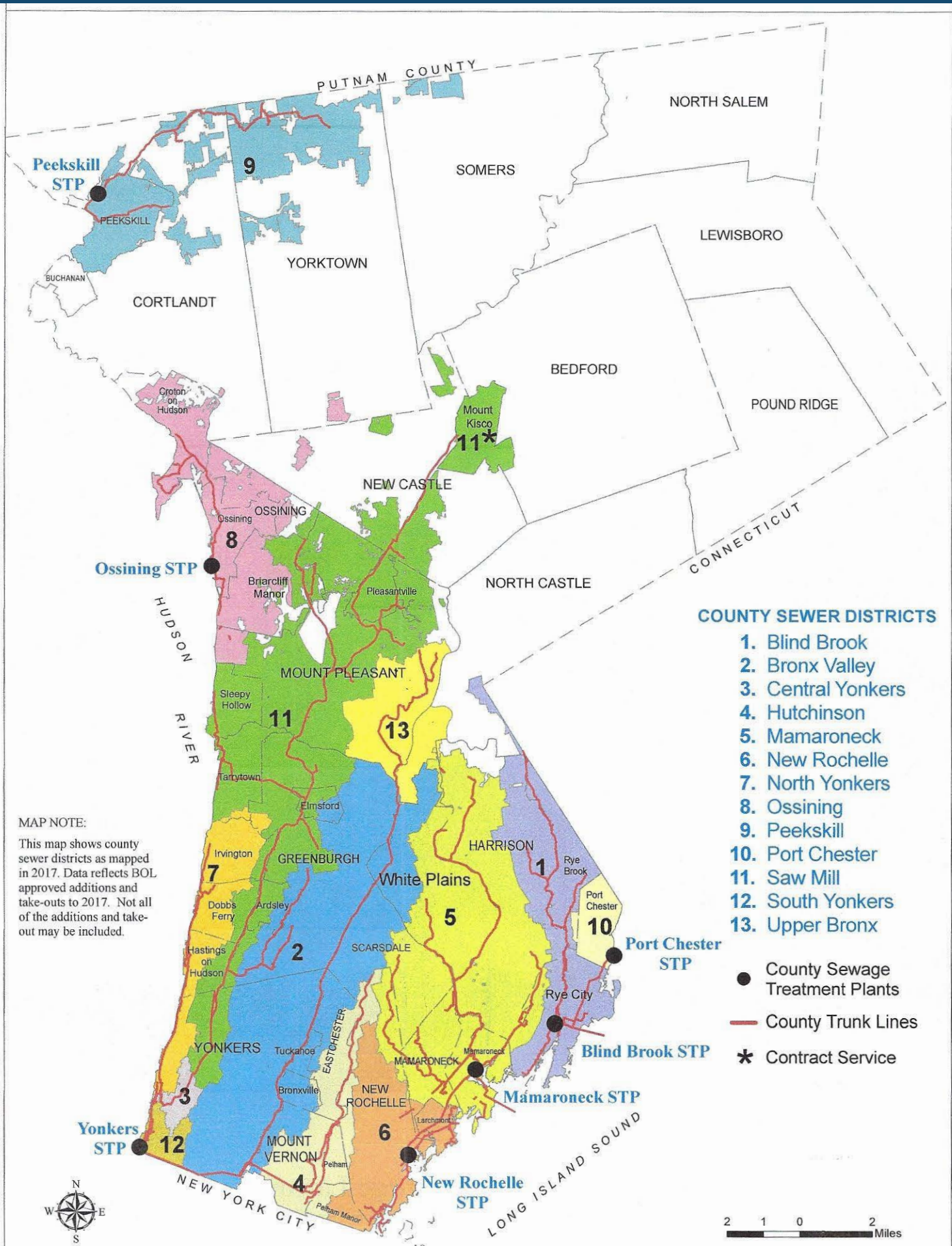
2025

WESTCHESTER COUNTY SPECIAL DISTRICT BUDGET PROPOSED (Maps)



Westchester County
County

George Latimer
Westchester County Executive



MAP NOTE:
 This map shows county sewer districts as mapped in 2017. Data reflects BOL approved additions and take-outs to 2017. Not all of the additions and take-out may be included.


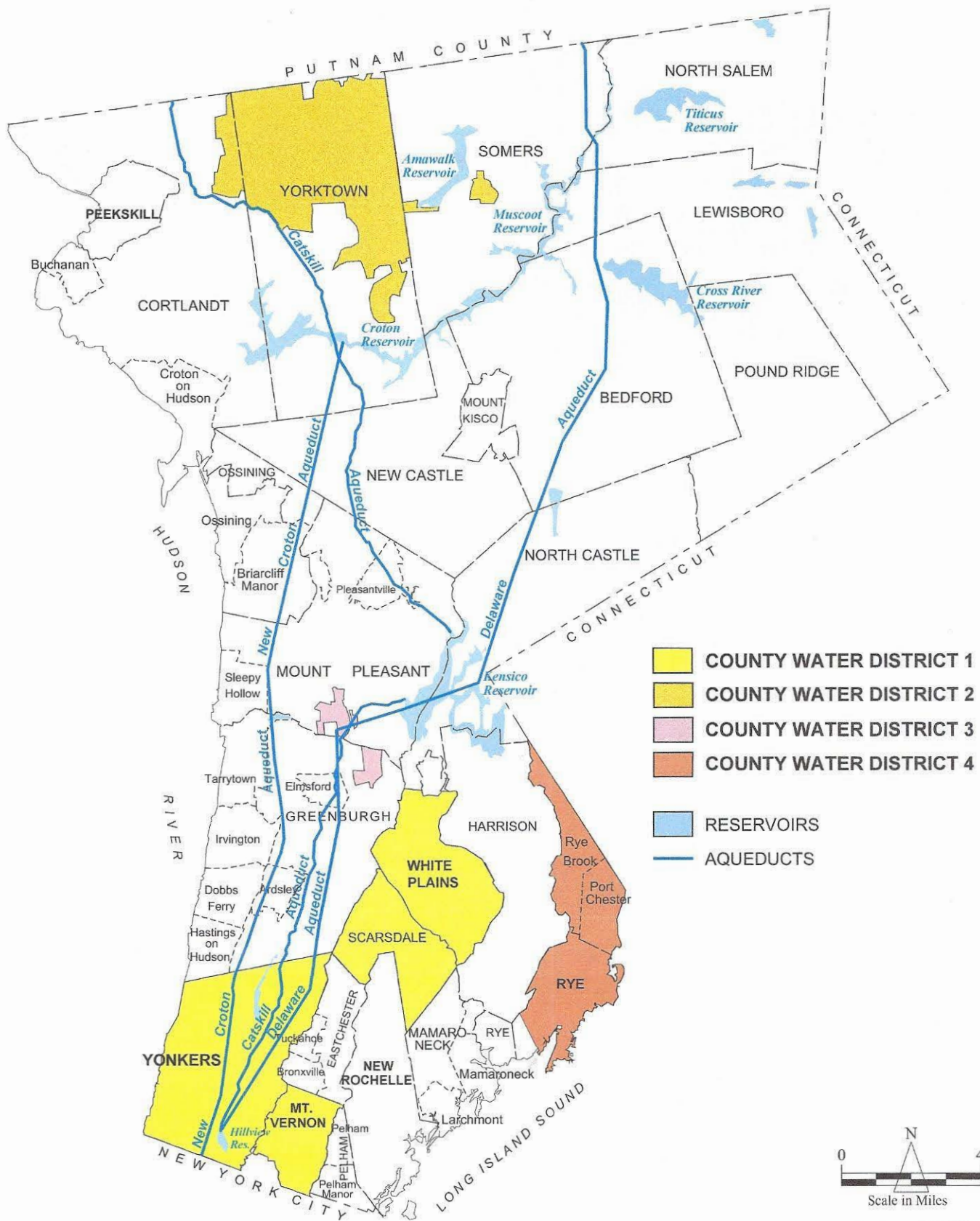
COUNTY SEWER DISTRICTS

- 1. Blind Brook
- 2. Bronx Valley
- 3. Central Yonkers
- 4. Hutchinson
- 5. Mamaroneck
- 6. New Rochelle
- 7. North Yonkers
- 8. Ossining
- 9. Peekskill
- 10. Port Chester
- 11. Saw Mill
- 12. South Yonkers
- 13. Upper Bronx

- County Sewage Treatment Plants
- County Trunk Lines
- * Contract Service



WESTCHESTER COUNTY, NEW YORK



Westchester GIS 2017

WESTCHESTER COUNTY, NEW YORK

